

# **POWERMATIC®**

## **MOBILE BASE INSTRUCTIONS**

### **UNPACKING**

Open shipping container and check that all parts are intact. Report any damage immediately to your distributor.

The small mobile base requires no assembly. The extended mobile base requires minor assembly.

### **ASSEMBLY of EXTENDED MOBILE BASE**

The extended mobile base is shipped with one piece flipped on top of the other. To separate them, place your foot on the lower bar and lift up on the two sides. See Figure 1.

Attach the two pieces with four screws, eight flat washers, and four hex nuts (provided), as shown in Figure 2. A 9/16" wrench is required.

NOTE: If you purchased the 2042342 base, which fits the 66 saw with open bottom and extension table, the Flat Bottom Plate must be placed into the base before placing the saw.

### **OPERATION**

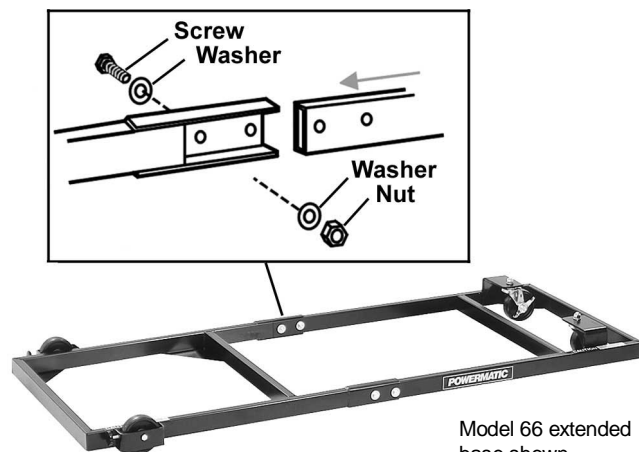
 **CAUTION: Lock all casters before operating machine.**

To lock swivel caster, press locking lever down with foot (Figure 3).


To lock rigid caster, turn caster locking knob clockwise (Figure 4).




**Figure 1**



**Figure 2**



**Figure 3**



**Figure 4**

## POWERMATIC MOBILE BASES

1610078	Mobile Base for Model PJ-882 8-inch Jointer
1791292	Mobile Base for Model DDS-225 Dual Drum Sander
2042335	Mobile Base for Model 66, 10" Table Saw with 50" rails and extended/closed stand
2042336	Mobile Base for Model 66, 10" (fits saw stand only)
2042336	Mobile Base for Model 27 Shaper
2042336	Mobile Base for Model 27 Super Shaper
2042337	Mobile Base for Model 60, 8" Jointer
2042339	Mobile Base for Model 64A, 10" Table Saw
2042342	Mobile Base for Model 66, 10" Table Saw open stand
2042367	Mobile Base for Model 64A, extended saw
2042370	Mobile Base for Model 64A, with Rout-R-Lift table
2042372	Mobile Base for Model 66 with 30" rails and Rout-R-Lift table
2042374	Mobile Base for Model 54A Jointer
2042376	Mobile Base for Model 60B Jointer
2042377	Mobile Base for Model PWBS-14 Band Saw

### Part Re-orders

3596128 Flat Bottom Plate (for mobile base # 2042342)

#### for assembling extended base:

6516001	Hex Nut, 3/8-16
6716035	Hex Head Screw, 3/8-16 x 1-3/4
6861301	Flat Washer, 3/8

#### for rigid caster:

6108003	Rigid Caster
6430048	Caster Locking Knob
6716040	Hex Head Screw

#### for swivel caster:

6108002	Swivel Caster with Lock
6518001	Hex Nut
6861500	Lock Washer

To order parts or reach our service department, please call our toll free number between 7:30 A.M. and 6:00 P.M. (CST), Monday through Friday. Having the Model Number and Serial Number of your product available when you call will allow us to serve you quickly and accurately. Locating the stock number of the part(s) required from your parts manual will also expedite your order.

# **POWERMATIC®**

**WMH Tool Group**  
2420 Vantage Drive  
Elgin, IL 60123  
Phone: 800-274-6848  
Website: [www.wmhtoolgroup.com](http://www.wmhtoolgroup.com)