

Manual Supplement

Manual Title: 80 Series V Users
Part Number: Web-Only
Print Date: May 2004
Revision/Date: 2, 11/08

Supplement Issue: **5**
Issue Date: 4/13
Page Count: 5

This supplement contains information necessary to ensure the accuracy of the above manual.

Change #1

On page 42, Table 9, replace the AC72 with:

AC172	Alligator Clips for use with TL175 test lead set.
-------	---

Change #2, 55804, 62912, 64090

On page 2, under the **Safety Information**, delete the bullets and move the last sentence to page 5, prior to Table 1.















Electrical symbols used on the Meter and in the manual are explained in Table 1.

On page 4, add the following to the **Cautions**:

- For best mechanical performance, the Product must remain in the holster at all times.

On page 5, replace Table 1 with:

Table 1. Electrical Symbols

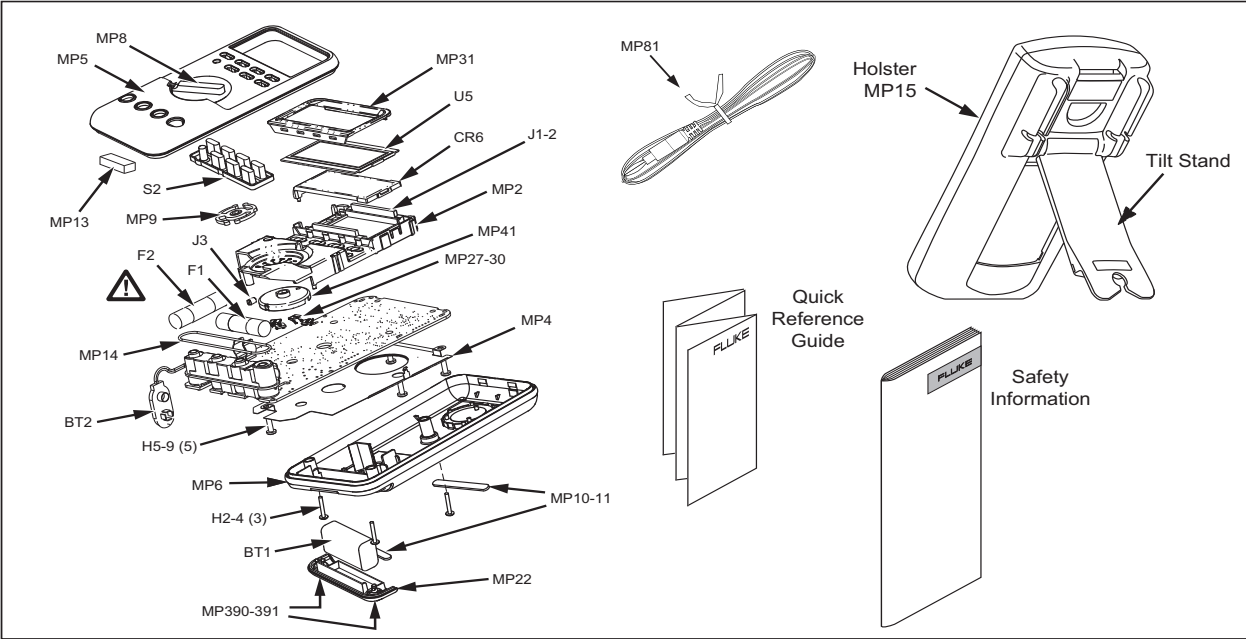
	AC (Alternating Current)		Earth ground
	DC (Direct Current)		Fuse
	Hazardous voltage. Risk of electric shock.		Conforms to European Union directives.
	Risk of Danger. Important information. See Manual.		Conforms to relevant North American Association directives.
	Battery. Low battery when displayed.		Double insulated
	Continuity test or continuity beeper tone.		Capacitance
	Conforms to relevant South Korean EMC Standards.		Inspected and licensed by TÜV Product Services.
CAT II	Measurement Category II is applicable to test and measuring circuits connected directly to utilization points (socket outlets and similar points) of the low-voltage MAINS installation.		
CAT III	Measurement Category III is applicable to test and measuring circuits connected to the distribution part of the building's low-voltage MAINS installation.		
CAT IV	Measurement Category IV is applicable to test and measuring circuits connected at the source of the building's low-voltage MAINS installation.		

On page 40, replace Table 8 with:

Table 8. Replacement Parts (cont.)

Item	Description	Qty.	Fluke Part or Model Number
AC172	Alligator Clip, Black	1	3970052
AC172	Alligator Clip, Red	1	3970041
TL175	Test Lead Set	1	3967971
MP81	Thermocouple Assembly, K-Type, Beaded, Molded Dual Banana Plug, Coiled	1	1273113
MP390-391	Access Door Fastener	2	948609
NA	Tiltstand	1	2074040
U5	LCD, 4.5 DIGIT, TN, Transflective, Bar Graph, OSPR80	1	2065213
CR6	Lightpipe	1	2074057
S2	Keypad	1	2105884
TM1	80 Series V Multi-Language Safety Information	1	4271753
TM2	80 Series V Quick Reference Card	1	2101986

On page 41, replace Figure 12 with:



aom015c.eps

Figure 12. Replacement Parts

On page 43, under **General Specifications**, delete the **Safety** and **EMC** and add the following:

Safety.....IEC 61010-1: 600 V CAT IV / 1000V CAT III, Pollution Degree 2

Electromagnetic EnvironmentIEC 61326-1: Portable

Electromagnetic Compatibility.....Applies to use in Korea only Class A Equipment (Industrial Broadcasting & Communication Equipment) ^[1]

[1] This product meets requirements for industrial (Class A) electromagnetic wave equipment and the seller or user should take notice of it. This equipment is intended for use in business environments and is not to be used in homes.

On page 44, under **Detailed Specifications**, prior to Table 10 add:

All ranges unless otherwise noted: In an RF field of 3 V/m total accuracy = specified accuracy + 20 counts, except 600 μ A dc range total accuracy = specified accuracy + 60 counts. Temperature not specified.
 Some mobile devices that transmit RF energy may transmit levels that far exceed 3 V/m and may damage sensitive electronic circuits. To insure the best performance, do not allow a device that is transmitting RF energy in excess of 3 V/m to be within 30 cm of the meter while in use.