


Optional Adapters

The following adapters may be purchased for use with the OTC No. 1180 Push-Puller Set. (There is an open cavity in the No. 1180 storage box that may be used to store optional adapters.)

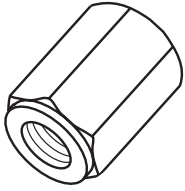
Male—Female Metric Adapters

Add metric capability to push-puller legs or forcing screws.

	Tool No.	Female End	Male End	Length	Tool No.	Female End	Male End	Length
	8111	5/8"–18	M6 x 1.0	2 1/4"	8121	5/8"–18	M14 x 1.5	2 1/4"
	8112	5/8"–18	M8 x 1.0	2 1/4"	8122	5/8"–18	M14 x 2.0	2 1/4"
	8113	5/8"–18	M8 x 1.25	2 1/4"	8123	5/8"–18	M16 x 1.5	2 3/4"
	8114	5/8"–18	M10 x 1.25	2 1/4"	8124	5/8"–18	M16 x 2.0	2 3/4"
	8115	5/8"–18	M10 x 1.5	2 1/4"	8125	5/8"–18	M20 x 1.5	2 3/4"
	8116	5/8"–18	M12 x 1.25	2 1/4"	8126	5/8"–18	M20 x 2.5	2 3/4"
	8117	5/8"–18	M12 x 1.75	2 1/4"				


Female Metric Adapters

Add metric capability to push-puller legs or forcing screws.

	Tool No.	Std. End	Metric End	Length	Tool No.	Std. End	Metric End	Length
	8131	5/8"–18	M6 x 1.0	1 5/8"	8135	5/8"–18	M14 x 2.0	1 5/8"
	8132	5/8"–18	M8 x 1.25	1 5/8"	8136	5/8"–18	M16 x 2.0	1 5/8"
	8133	5/8"–18	M10 x 1.5	1 5/8"	8137	5/8"–18	M20 x 2.5	1 5/8"
	8134	5/8"–18	M12 x 1.75	1 5/8"				

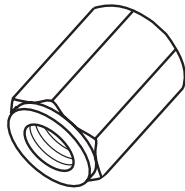
Male—Female Threaded Adapters

Use on the ends of push-puller legs or forcing screws when pulling shafts, bearing caps, pinions, etc.

	Tool No.	Female End	Male End	Length	Tool No.	Female End	Male End	Length
	8000	5/8"–18	1/4"–20	2 1/4"	8009	5/8"–18	9/16"–12	2 1/4"
	8001	5/8"–18	5/16"–18	2 1/4"	8010	5/8"–18	5/8"–11	2 1/4"
	8002	5/8"–18	7/16"–14	2 1/4"	8013	5/8"–18	3/4"–16	2 1/4"
	8003	5/8"–18	7/16"–20	2 1/4"	8015	5/8"–18	3/4"–10	2 1/4"
	8004	5/8"–18	3/8"–24	2 1/4"	8017	5/8"–18	7/8"–14	2 1/4"
	8005	5/8"–18	3/8"–16	2 1/4"	8018	5/8"–18	7/8"–9	2 1/4"
	8006	5/8"–18	1/2"–20	2 1/4"	8019	5/8"–18	1"–14	2 1/4"
	8007	5/8"–18	1/2"–13	2 1/4"	8022	5/8"–18	1/8" pipe	2 1/4"
	8008	5/8"–18	9/16"–18	2 1/4"				

Female Threaded Adapters

Use on the ends of push-puller legs or forcing screws when removing shafts, axles, and housing.

	Tool No.	Female End "A"	Female End "B"	Tool No.	Female End "A"	Female End "B"
	8035	1/2"–20	5/8"–18	8040	5/8"–18	1"–14
	8037	5/8"–18	5/8"–18	8041	5/8"–18	1 1/8"–12
	8038	5/8"–18	3/4"–16	8042	5/8"–18	1 1/4"–12
	8039	5/8"–18	7/8"–14	8043	5/8"–18	1 1/2"–12