

20-Series Chisel LPX Saw Chains



.325" Top Performing Chisel Chain with Enhanced Grind.

SPECIFICATIONS

Chain Pitch



Cutter Style

Chisel



Kickback Reduction

Bumper Drive Link



Recommended Bar Length

11-20"
(28-50 cm)



Recommended Saw Sizes

Gasoline-powered
2.3-3.8 cu. in.
(38-62 cc)



Recommended User

Commercial



Professional



Oregon® 20-series LPX .325" chains combines the same efficient chassis design as our popular "BPX" .325" pitch chain with the performance of a full chisel cutter.

FEATURES

BENEFITS

Advanced grind geometry

- Enhanced grind geometry significantly improves out-of-box sharpness with substantial speed improvement in boring and bias (undercut) modes.

Bumper drive link

- Ramp-shape bumper drive links help reduce kickback energy for smoother cutting performance.

Blued cutters

- Provide superior corrosion resistance and improved strength

Chisel cutters

- Maximum cutting efficiency
- Most aggressive performance



- Tie straps help keep oil where it's needed – on the chain.



- Oil holes in the drive links help carry oil around the full length of the guide bar groove.



- Chassis design increases operators' comfort level by reducing vibration at the handles.



- Top-plate witness mark makes accurate sharpening easier.

20-Series Chisel LPX Saw Chains



SHARPENING NOTES

- * When using an OREGON® file guide, ALWAYS hold it level, 0°, flat on the Top Plate



WARNING

Failure to follow filing instructions can increase the level of kickback which can result in severe injury to the saw operator or bystanders.



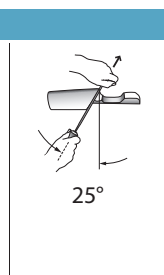
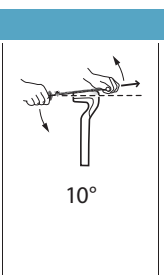



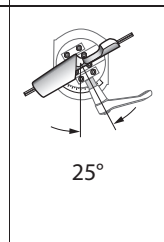
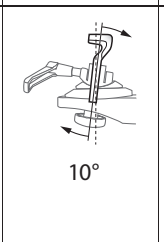
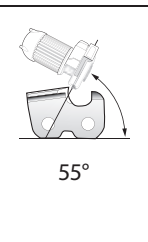
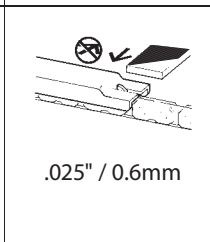
- Do not exceed the depth-gauge setting shown right.
- Always file depth gauges back to their original rounded or ramped shape after lowering.

OREGON® 20-Series LPX chain may be capable of kickback that could result in serious injury to the saw operator or bystanders. Although these chains have features designed to reduce kickback energy, these are NOT low-kickback chains. Do not use OREGON® 20-Series LPX chain unless you have experience and specialized training for dealing with kickback. Saw chain with lower kickback potential is available.








SHARPENING & GRINDING TOOL PART NUMBERS

						
	511AX 510A	31690	70503	5-3/4" Dia. OR 534-316	(12)	(10)

SHARPENING & GRINDING ANGLES

					
	3/16"	25°	10°		.025" / 0.6mm
					
	3/16"	25°	10°	55°	.025" / 0.6mm

SAW CHAIN REPLACEMENT PARTS AND NUMBERS



						
20LPX	P35745	P35746	P23843	P31939	P31940	P31938
21LPX	P35745	P35746	P23843	P31939	P34178	P34177
22LPX	P35745	P35746	P23843	P34185	P37530	P35711

Replacement parts come in packs of 25

CHAIN GAUGE

	20LPX	21LPX	22LPX
	.050"	.058"	.063"

OREGON® and Micro-Chisel® are registered trademarks and, Lubriwell, LubriLink, Vibe-Ban and Witness Mark are trademarks of Blount, Inc. For more information on these and other Oregon® products, contact your authorized Oregon® distributor, or:

 **OREGON®, BLOUNT, INC.** PO Box 22127 · Portland, OR, U.S.A. 97269-2127 Phone: 503-653-8881 Fax: 503-653-4201 Web: oregonchain.com
 **OREGON DISTRIBUTION LTD.** 505 Edinburgh Rd. N., Guelph, Ontario, Canada N1H 6L4 Phone: 519-822-6870 Fax: 519-822-4999