

JET OES-80CS Oscillating Edge Sander

The JET Oscillating Edge Sander brings the power of a belt sander augmented with oscillation that distributes abrasive belt wear over a wider area and reduces heat buildup. The result is increased performance and an extended abrasive life. The JET Oscillating Edge Sander has many features that increase its versatility while maintaining its user-friendly operation. Everything from a large cast iron table, bevel sanding, contour sanding and more means that the JET Oscillating Edge Sander handles more sanding jobs with less effort and more accuracy.

An all steel enclosed base cabinet is included that supports the JET Oscillating Edge Sander and adds valuable storage space for abrasive belts and related tools or supplies. The base cabinet is 21 ½"-wide by 16 ½"-deep (front to back) and 23 ¾"-tall. That gives the 270-LB JET Oscillating Edge Sander a steady footing while putting the table surface at a comfortable 37 ½" above the floor. The extensive use of high-end materials and manufacturing processes enable us to back the JET Oscillating Edge Sander with a full 5-year warranty.



The wide-ranging features and capabilities make the JET Oscillating Edge Sander an effective value for your shop.



The tough, true 1 1/2HP motor provides all of the power necessary to handle your tough sanding jobs.

Power


The JET Oscillating Edge Sander features a JET 1 1/2HP, 115/230V (pre-wired 115V) TEFC (totally enclosed fan cooled) motor. JET motors are rated using a continuous duty cycle for a true representation of the power available rather than "max developed" or "peak" motor estimates so commonly seen in woodworking today. That means that the JET motor delivers plenty of power to make the JET Oscillating Edge Sander efficient and consistent.

A simple, but effective, industrial style pushbutton switch controls the JET Oscillating Edge Sander. Mounted on the front, the switch is within easy reach when operating the JET Oscillating Edge Sander.

Sanding Belt Drive


The motor power is transmitted to the 6"-wide by 89"-long abrasive belt via a 4 ¼"-diameter, rubber covered aluminum drum. That results in a 3900 SFPM (surface feet per minute) belt speed, optimum for sanding virtually any species of wood with the wide range of grits available for the JET Oscillating Edge Sander. The rubber coated drum insures smooth, slip-free transfer of the motor power for highly consistent sanding. An equally sized aluminum drum on the other end actually imparts the oscillating motions to the belt while keeping it tracking correctly.

The oscillating action of this sander has a ½" stroke which oscillates 108 times per minute. This benefits the user by utilizing a much larger area of the belt than with straight-line belt sanders. Also the oscillating action prevents loading of the sandpaper in one area, stretching the life of the sanding belt to its fullest potential. Another great feature of the oscillating action results in greater heat reduction. By using more of the belt, heat is not focused in one area and helps prevent burning of the work piece and sanding belt.



The rubber-coated drive drum (left) insures consistent, slip-free operation. The idler drum with its oscillating action and belt tensioning mechanism (right) make this a very effective sander.

A simple lever-operated tension release makes changing the belt fast, easy and tool free. Even the belt guard can be removed and installed with a pair of large finger-operated knobs. A top-mounted belt tracking system is adjusted using an included wrench. The motor mount also has a (coarse) tracking adjustment should that ever become necessary.



The ground steel platen has a graphite based covering (left) that keeps the belt moving smoothly. A single lever (right) allows tilting the belt system a full 90-degrees!

A large 33"-long by 6 ¾"-wide platen is precision ground from a steel plate to insure a truly flat surface for accurate sanding. The platen has a special graphite covering that reduces heat buildup by dramatically lowering friction. That helps the abrasive belt maintain its effectiveness longer and reduces

overall loading on the motor.

The entire motor/belt drive assembly can be tilted for bevel sanding. A single lever unlocks the belt assembly so it can be adjusted anywhere from vertical to horizontal to the table, a full 90-degree range. Horizontal as well as vertical sanding greatly expands the range of operations that can be performed on this machine, including beveled work.


An easy to read scale makes setting specific bevel angles fast and easy.

Work Surface Table

The JET Oscillating Edge Sander features a 30"-long by 10"-deep (front to back) cast iron table. The table has been precision ground flat and has a full-length miter slot machined into it. The table can be adjusted up and down to best align the wood with the

abrasive belt. We include a full function miter gauge with the JET Oscillating Edge Sander that makes precise end or miter sanding much easier.

A removable fence is included that attaches to the miter slot with finger-operated knobs. We also include a removable “back stop” that helps prevent the wood from being thrown off while sanding edges. The full-length miter slot also makes building specialized jigs or fences much easier.



We include a full-featured miter gauge (left) that makes end or miter sanding easy and accurate. The adjustable fence works with the cast iron table to make many sanding tasks easier, more accurate and safer.



The contour table makes sanding inside or outside curves easy and accurate.

Contour Sanding Table

The JET Oscillating Edge Sander has a specialized contour sanding table and mount included. This 12”-wide by 10”-deep cast iron table attaches to the motor end of the JET Oscillating Edge Sander. A cutout allows the table to surround the abrasive belt and drum, affording you many of the capabilities of a spindle sander with the efficiency of a large belt. Installing the contour table involves opening the hinged belt cover door, inserting the contour table post and locking it in its support mount.

Dust Collection

A 4”-diameter dust port is built into the hinged end of the belt guard. That belt guard system also helps direct the dust towards the port as well as focusing the vacuum power of your dust collector on the belt to maximize efficiency.

Accessories

Mobile Base

When moving the JET Oscillating Edge Sander within your shop is important we offer the JET Mobile Base kit (#708118). This tool-free mobile base goes together and adjusts for the JET Oscillating Edge Sander base quickly. The large-diameter wheels allow it to glide across the floor easily. The two fixed wheels and two casters all lock to keep the JET Oscillating Edge Sander firmly in place during use.



The swing-out end cap has a 4”-diameter dust port built that does a very good job of keeping the dust down in the shop!