


Direct dust extraction hook-up



Head tilts- not the table



Low vibration



Upper and lower blade guards

**Specifications**

- Length: 32" (812 mm)
- Width: 15" (380 mm)
- Height: 15" (380 mm)
- Head tilt range: 38° (left) to 45° (right)
- Throat capacity: 21" (535 mm)
- Maximum cutting depth: 2" (51 mm)
- Speed: (variable) 400 to 1550 strokes/min
- Table surface: 13-1/2" x 23-1/2" (345 x 597 mm)
- Motor: 120 V, 1.3 A

Kit consists of 1 each:**EX-21 Scroll Saw****EX-01 Foot switch**

- Enjoy hands-free on/off control with scroll saws and other small 110V 15 amp (or less) tools.

- Variable speed
- Features constant "off" mode, press and hold down the switch to turn "on", simply lift foot from switch to turn "off".
- 6-1/2 ft. (2 m) 16 gauge power cord.

EX-21BS Adjustable metal stand

- Four positions from 24-1/2" to 31-1/2" high (62.2 to 80 cm high)

Features

- Upper and lower blade guard assembly helps prevent accidental hand contact with the blade.
- Switch protection device to prevent unintentional start-up.



- Dust collector table kit for direct dust extraction hook-up.

- Head tilts 38° left and 45° right, tilting the blade, not the table; keeping the workpiece level for better control & more accurate cuts.
- 21" throat capacity.
- 2" cutting thickness capacity.
- Large 13-1/2" x 23-1/2" table surface.
- Quick blade changes with finger-operated blade clamps: no tools required.
- Easy-access speed and tension controls.
- Onboard dust blower.
- Organized blade storage on base.

Direct dust extraction hook-up




Head tilts- not the table



Upper and lower blade guards



Low vibration

**Features**

- Upper and lower blade guard assembly helps prevent accidental hand contact with the blade.
- Switch protection device to prevent unintentional start-up.
- Dust collector table kit for direct dust extraction hook-up.
- Head tilts 38° left and 45° right, tilting the blade, not the table; keeping the workpiece level for better control & more accurate cuts.
- 21" throat capacity.
- 2" cutting thickness capacity.
- Large 13-1/2" x 23-1/2" table surface.
- Quick blade changes with finger-operated blade clamps: no tools required.
- Easy-access speed and tension controls.
- Onboard dust blower.
- Organized blade storage on base.

Specifications

- Length: 32" (812 mm)
- Width: 15" (380 mm)
- Height: 15" (380 mm)
- Head tilt range: 38° (left) to 45° (right)
- Throat capacity: 21" (535 mm)
- Maximum cutting depth: 2" (51 mm)
- Speed: (variable)
400 to 1550 strokes/min
- Table surface:
13-1/2" x 23-1/2" (345 x 597 mm)
- Motor: 120 V, 1.3 A

Includes:**EX-01 Foot switch**

- Enjoy hands-free on/off control with scroll saws and other small 110V 15 amp (or less) tools.
- Variable speed

- Features constant "off" mode, press and hold down the switch to turn "on", simply lift foot from switch to turn "off".
- 6-1/2 ft. (2 m) 16 gauge power cord.

Optional Accessories:**EX-21BS Adjustable metal stand**




Direct dust extraction hook-up



Head tilts- not the table



Low vibration



Upper and lower blade guards

**Specifications**

- Length: 27" (686 mm)
- Width: 15" (380 mm)
- Height: 17" (432 mm)
- Head tilt range: 30° (left) to 45° (right)
- Throat capacity: 16" (406 mm)
- Maximum cutting depth: 2" (51 mm)
- Speed: (variable) 400 to 1400 strokes/min
- Table surface: 12" x 18-1/2" (305 x 470 mm)
- Motor: 120 V, 1.3 A

Kit consists of 1 each:**EX-16 Scroll Saw****EX-01 Foot switch**

- Enjoy hands-free on/off control with scroll saws and other small 110V 15 amp (or less) tools.
- Variable speed
- Features constant "off" mode, press and hold down the switch to turn "on", simply lift foot from switch to turn "off".
- 6-1/2 ft. (2 m) 16 gauge power cord.

EX-21BS Adjustable metal stand

- Four positions from 24-1/2" to 31-1/2" high (62.2 to 80 cm high)

Features

- Upper and lower blade guard assembly helps prevent accidental hand contact with the blade.
- Switch protection device to prevent unintentional start-up.
- Dust collector table kit for direct dust extraction hook-up.
- Head tilts 30° left and 45° right, tilting the blade, not the table; keeping the workpiece level for better control & more accurate cuts.
- 16" throat capacity.
- 2" cutting thickness capacity.
- Large 12" x 18-1/2" table surface.
- Quick blade changes with finger-operated blade clamps: no tools required.
- Easy-access speed and tension controls.
- Onboard dust blower.

Direct dust extraction hook-up




Head tilts- not the table



Upper and lower blade guards



Easy blade changes



Low vibration



Features

- Upper and lower blade guard assembly helps prevent accidental hand contact with the blade.
- Switch protection device to prevent unintentional start-up.
- Dust collector table kit for direct dust extraction hook-up.
- Head tilts 30° left and 45° right, tilting the blade, not the table; keeping the workpiece level for better control & more accurate cuts.
- 16" throat capacity.
- 2" cutting thickness capacity.
- Large 12" x 18-1/2" table surface.
- Quick blade changes with finger-operated blade clamps: no tools required.
- Easy-access speed and tension controls.
- Onboard dust blower.

Specifications

- Length: 27" (686 mm)
- Width: 15" (380 mm)
- Height: 17" (432 mm)
- Head tilt range: 30° (left) to 45° (right)
- Throat capacity: 16" (406 mm)
- Maximum cutting depth: 2" (51 mm)
- Speed: (variable) 400 to 1400 strokes/min
- Table surface: 12" x 18-1/2" (305 x 470 mm)
- Motor: 120 V, 1.3 A

Optional Accessories

EX-01 Foot switch**EX-21BS Adjustable metal stand**