

# Makita®

## 14" ANGLE CUTTER (AC/DC)

**DESIGNED WITH 25% MORE CUTTING CAPACITY – CUTS SPLIT FACE BLOCK**

**Powerful 15 AMP (AC/DC) Motor Delivers 3,500 RPM for Conquering the Most Demanding Jobs**


**Removable Base for a Closer Edge to Edge Cut**

**Rubberized Wraparound Handle for Increased Control and Comfort with Reduced Operator Fatigue**

**Built-In Vacuum Attachment Port and Rubber Shield Reduces Dust and Debris**

**Great for Builders, Fire & Rescue, Maintenance, Remodelers, Roofers, Masons, Pipe Fitters and Many Other Applications**

### POWER




Exclusive Super Joint System minimizes kickback by disengaging the gears from the motor should binding occur

### PERFORMANCE




Tool base can be removed for cutting closer to walls; guide wheels on the tool guard for smooth traveling

### SPEED



Positioning of tool body can be quickly adjusted (0°-80°) for operator comfort

### DURABILITY



Protective zig-zag varnish seals the motor from contamination by forming an impenetrable barrier under rotation

Shown with  
Optional Blade



**Model  
4114**

# CUTS SPLIT FACE BLOCK

# 14" ANGLE CUTTER (AC/DC)

## Model 4114

### FEATURES & BENEFITS

- Built-in vacuum attachment port for efficient removal of dust and debris
- Rubber shield helps keep debris away from operator and from entering the motor
- Tool base adjusts allowing up to 5" cutting depth; best for cutting split face block when building retaining walls
- Guide wheels on the tool guard ensure smooth traveling of tool over surface material when base is removed for cutting closer to walls
- Positioning of the tool body can be adjusted (0°-80°) for operator comfort; operates independently of cutting depth for convenience and efficiency
- Base has front and rear cutting guides for increased accuracy
- Ball bearing construction and externally accessible brushes for greater serviceability and longer tool life
- Lock-on button for continuous operation
- Rubberized wraparound handle for increased control and comfort with reduced operator fatigue

### STANDARD EQUIPMENT

- Socket Wrench (782210-8)

### SPECIFICATIONS

|                         |                |
|-------------------------|----------------|
| Blade Diameter          | 14"            |
| Arbor                   | 1"             |
| Max. Cutting Capacities | 5"             |
| No Load Speed           | 3,500          |
| AMPS (120V)             | 15.0           |
| Overall Length          | 26-1/2"        |
| Net Weight              | 23.6 lbs.      |
| Shipping Weight         | 30.5 lbs.      |
| Master Carton Qty.      | 1              |
| UPC Code                | 088381-07026-3 |

### ACCESSORIES



- 14" Abrasive Cut-off Wheel (10/pk)  
For cutting concrete, stone, masonry and asphalt (965-210-222)  
For cutting ferrous metals (965-210-212)  
For cutting combination ductile/cast iron & concrete (724509-A)





- 14" Diamond Wheels  
For general purpose dry cut (724911-A, 724912-A)  
For dry cutting stone, concrete and masonry (B-01856)  
For wet cutting asphalt (B-01862)

- Elbow Joint Attachment to Vacuum (192613-2)

Makita offers a wide variety of accessories for our Angle Cutters. For a complete listing, please refer to the Makita General Catalog, or visit our website at [makitatools.com](http://makitatools.com), or call 1-800-4MAKITA.

All specifications subject to change without prior notice. All models and accessories subject to stock on hand.  
NTF-0206 QTY? MA-0072-06 For more information, call 1-800-4MAKITA or visit [makitatools.com](http://makitatools.com)



Model 4114



0 88381 07026 3

**Makita**  
Makita U.S.A., 14930 Northam St., La Mirada, CA 90638