



The new degree of comfort.™

# TANKLESS WATER HEATER C<sup>o</sup>MMERCIAL APPLICATIONS



# Rheem Tankless water heaters offer an energy efficient means to provide hot water for your business

## All Rheem Tankless Water Heaters Feature:

- AHRI Listed
- 5-Year Limited Heat Exchanger Warranty\* in Commercial Applications
- 5-Year Limited Parts Warranty\*
- 1-Year Limited Labor Warranty\*
- Digital Remote Control Included
- 10 ft. of Thermostat Wire Included
- Easy Access Remote Terminal Block
- High Altitude Capable up to 9,480 ft.
- EZ-Link™ Capable - two like units operate as one
- Multi-Unit Manifold Capable - up to 20 like units
- Self Diagnostic Electronic Control System
- Easy to Service System and Burner
- Freeze Protection to -30° F

## Indoor Models Feature:

- Direct Vent System
  - Concentric Stainless Steel for Mid-Efficiency
  - Two-Pipe PVC for Condensing
- Condensate Trap or Collector
- Power Cord Included

## Outdoor Models Feature:

- No Venting System Needed
- Outdoor Recess Enclosures Available
- Hardwire Electrical Connection

\* See Commercial Warranty Certificate for complete information.

DESCRIPTION			FEATURES						ROUGHING IN DIMENSIONS (SHOWN IN INCHES)						ENERGY INFO.		
MODEL NUMBER	GAS INPUT BTU/H	TYPE	TEMP. RANGE*	MIN. FLOW/ACTIVATION GPM	GPM @ 77° RISE MAX.	GPM @ 45° RISE MAX.	MAX. GPM	CONNECTION		HEIGHT	WIDTH	DEPTH	VENT DIAM.	SHIP. WEIGHT (LBS.)	ENERGY FACTOR	% OF RECOVERY EFFICIENCY	D.O.E. ANN. OP. COST NAT/LP
WATER	GAS																
<b>RTGH-95 PRESTIGE ULTRA LOW NOx CONDENSING SERIES FOR 3 BATHROOM HOMES</b>																	
RTGH-95DVLN	11,000-199,900	Indoor Direct Vent	85° to 185° F	0.26/0.40	4.9	8.4	9.5	3/4	3/4	27-1/2	18-1/2	9-3/4	2" or 3" PVC 2-Pipe	82	.94	94%	\$194/326
RTGH-95XLN	11,000-199,900	Outdoor	85° to 185° F	0.26/0.40	4.9	8.4	9.5	3/4	3/4	27-1/2	18-1/2	9-3/4	N/A	82	.94	94%	\$194/326
<b>RTGH-84 PRESTIGE ULTRA LOW NOx CONDENSING SERIES FOR 2-3 BATHROOM HOMES</b>																	
RTGH-84DVLN	11,000-157,000	Indoor Direct Vent	85° to 185° F	0.26/0.40	3.9	6.6	8.4	3/4	3/4	27-1/2	18-1/2	9-3/4	2" or 3" PVC 2-Pipe	82	.94	94%	\$194/326
RTGH-84XLN	11,000-157,000	Outdoor	85° to 185° F	0.26/0.40	3.9	6.6	8.4	3/4	3/4	27-1/2	18-1/2	9-3/4	N/A	82	.92	93%	\$198/333
<b>RTG-95 ULTRA LOW NOx SERIES FOR 3 BATHROOM HOMES</b>																	
RTG-95DVLN	11,000-199,900	Indoor Direct Vent	85° to 185° F	0.26/0.40	4.3	7.4	9.5	3/4	3/4	25-5/8	13-7/8	9-7/8	3 by 5 CONCENTRIC	54	.82	84%	\$223/374
RTG-95XLN	11,000-199,900	Outdoor	85° to 185° F	0.26/0.40	4.3	7.4	9.5	3/4	3/4	23-5/8	13-7/8	8-7/8	N/A	54	.82	83%	\$223/374
<b>RTG-84 ULTRA LOW NOx SERIES FOR 2-3 BATHROOM HOMES</b>																	
RTG-84DVLN	11,000-180,000	Indoor Direct Vent	85° to 185° F	0.26/0.40	3.9	6.7	8.4	3/4	3/4	25-5/8	13-7/8	9-7/8	3 by 5 CONCENTRIC	54	.82	84%	\$223/374
RTG-84XLN	11,000-180,000	Outdoor	85° to 185° F	0.26/0.40	3.9	6.7	8.4	3/4	3/4	23-5/8	13-7/8	8-7/8	N/A	54	.82	83%	\$223/374

Energy Factor and Average Annual Operating Costs based on D.O.E. (Department of Energy) test procedures. D.O.E. national average fuel rate natural gas \$1.218/therm; LP \$1.87/gallon.

All models are available in Natural Gas and Propane (LP). For Propane replace the N with P when ordering.

All models are SCAQMD 1146.2 compliant.

\*Temperature can be up to 185° F with a commercial conversion kit.

- Factory set maximum temperature is 120° F. See Use and Care Manual for setting.
- Consult factory for information on sizing the application.
- Add a "C" to the model number when ordering Canadian models. Outdoor models are only for seasonal use in Canada. Please contact Rheem Canada Ltd. for details.

Vent Termination Kits are required for Direct Vent models. Contact your distributor for details.

Proper gas pressure must be ensured to supply tankless gas water heaters – up to 199,900 Btu/h for RTGH-95 models, up to 157,000 Btu/h for RTGH-84 models, up to 199,900 Btu/h for RTG-95 models, and up to 180,000 Btu/h for RTG-84 models. (Consult your gas supplier)



# Tankless Manifold Systems



## EZ-Link™ Cable

Connect two tankless water heaters together in a manifold.\* This will allow two water heaters to communicate together and operate as a single unit. Perfect for when one tankless is just not enough.

- **RTG20040**

6 ft. long cable with connectors and wire support clamps.

\*Only two units may be connected together with the EZ-Link cable.



## MIC-6 Manifold Control System

Connects up to 6 tankless water heaters together in a manifold. This kit mounts inside a single tankless unit and connects up to 5 additional units for a total of 6.


- **RTG20213A**

## Manifold Control Cables (Type Q)

One required for each tankless water heater installed in a manifold. Connects a single tankless water heater to the MIC-6.

Notice: These cables will not fit the MIC-185 System.

- **RTG20213B** – MIC-Q-1  
1 ft. Control Cable
- **RTG20213C** – MIC-Q-6  
6 ft. Control Cable
- **RTG20213CD** – MIC-Q-18  
18 ft. Control Cable



## MIC-185 Manifold Control System

Manifold and control up to 6 tankless models.\* Includes installation cabinet for indoor or outdoor applications.

- **RTG20126A**

## MICS-180 Manifold Controller Expansion Card

Add on to the MIC-185 for up to 20 units total.\*\* Installations of 7 to 20 require this expansion card. Mounts inside the MIC-185 cabinet. Cables included to connect to the MIC-185 board.

- **RTG20126B**

## Manifold Control Cables (Type Q)

Replacement board for the MICS-180 or MIC-185

- **RTG20126WB** – MIC-185 Board



## Manifold Control Cables (Type K)

One required for each tankless water heater installed in a manifold. Connects a single tankless water heater to the MICS-180.

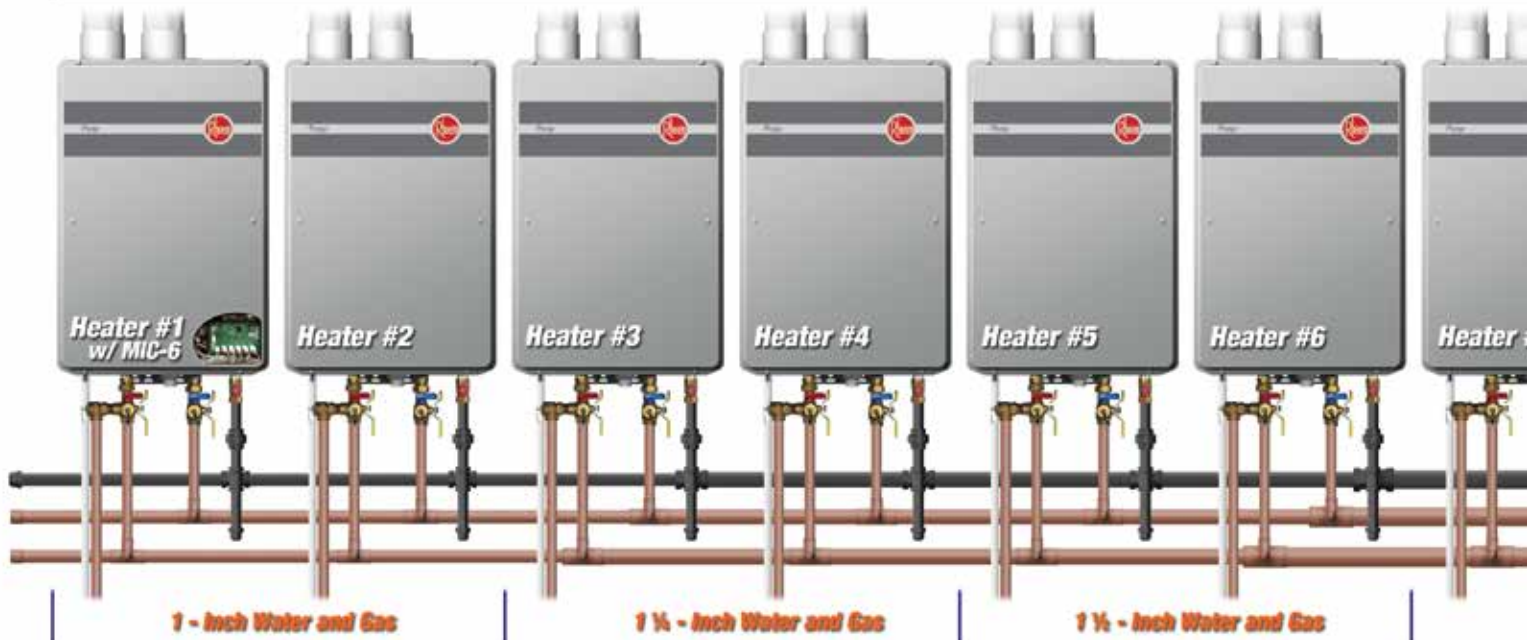
Notice: These cables will not fit the MIC-6.

- **RTG20126C** – MIC-K-16  
16 ft. Control Cable
- **RTG20126D** – MIC-K-32  
32 ft. Control Cable
- **RTG20126E** – MIC-K-65  
65 ft. Control Cable

\*\*This card provides control cable connection points for units 7-20 in multi-unit manifold.

*MIC-6 Controller for up to 6 heaters*

*MIC-185 Controller for up to 6 heaters, with MICS-180 Controller Expansion for up to 20 heaters*



## Tankless Multi-Unit Flow Rates

Manifold QTY	Total System BTU based on 199,900 Btu per Unit	Total System Gallons Per Minute (GPM) - Per Temperature Rise (ΔT)											
		35	45	50	60	70	77	80	90	100	110	120	140
1	199,900	9.5	8.4	7.5	6.3	5.4	4.9	4.7	4.2	3.8	3.4	3.1	2.7
2	399,800	19.0	16.7	15.0	12.5	10.7	9.8	9.4	8.4	7.5	6.8	6.3	5.4
3	599,700	28.5	25.1	22.5	18.8	16.1	14.6	14.1	12.5	11.3	10.2	9.4	8.1
4	799,600	38.0	33.4	30.1	25.1	21.5	19.5	18.8	16.7	15.0	13.7	12.5	10.7
5	999,500	47.5	41.8	37.6	31.3	26.8	24.4	23.5	20.9	18.8	17.1	15.7	13.4
6	1,199,400	57.0	50.1	45.1	37.6	32.2	29.3	28.2	25.1	22.5	20.5	18.8	16.1
7	1,399,300	66.5	58.5	52.6	43.8	37.6	34.2	32.9	29.2	26.3	23.9	21.9	18.8
8	1,599,200	76.0	66.8	60.1	50.1	42.9	39.0	37.6	33.4	30.1	27.3	25.1	21.5
9	1,799,100	85.5	75.2	67.6	56.4	48.3	43.9	42.3	37.6	33.8	30.7	28.2	24.2
10	1,999,000	95.0	83.5	75.2	62.6	53.7	48.8	47.0	41.8	37.6	34.2	31.3	26.8
11	2,198,900	104.5	91.9	82.7	68.9	59.1	53.7	51.7	45.9	41.3	37.6	34.4	29.5
12	2,398,800	114.0	100.2	90.2	75.2	64.4	58.6	56.4	50.1	45.1	41.0	37.6	32.2
13	2,598,700	123.5	108.6	97.7	81.4	69.8	63.4	61.1	54.3	48.9	44.4	40.7	34.9
14	2,798,600	133.0	116.9	105.2	87.7	75.2	68.3	65.8	58.5	52.6	47.8	43.8	37.6
15	2,998,500	142.5	125.3	112.7	94.0	80.5	73.2	70.5	62.6	56.4	51.2	47.0	40.3
16	3,198,400	152.0	133.6	120.3	100.2	85.9	78.1	75.2	66.8	60.1	54.7	50.1	42.9
17	3,398,300	161.5	142.0	127.8	106.5	91.3	83.0	79.9	71.0	63.9	58.1	53.2	45.6
18	3,598,200	171.0	150.3	135.3	112.7	96.6	87.9	84.6	75.2	67.6	61.5	56.4	48.3
19	3,798,100	180.5	158.7	142.8	119.0	102.0	92.7	89.3	79.3	71.4	64.9	59.5	51.0
20	3,998,000	190.0	167.0	150.3	125.3	107.4	97.6	94.0	83.5	75.2	68.3	62.6	53.7

## Tankless Temperature Upgrade Kits

### RTGH-95 Upgrade Kits

RTG20240A for RTGH-95DVLN  
 RTG20240B for RTGH-95DVLP  
 RTG20240C for RTGH-95XLN  
 RTG20240D for RTGH-95XLP

### RTGH-84 Upgrade Kits

RTG20241A for RTGH-84DVLN  
 RTG20241B for RTGH-84DVLP  
 RTG20241C for RTGH-84XLN  
 RTG20241D for RTGH-84XLP

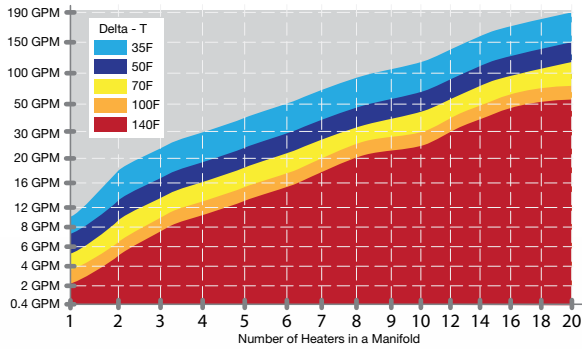
### RTG-95 Upgrade Kits

RTG20236A for RTG-95DVLN  
 RTG20236B for RTG-95DVLP  
 RTG20236C for RTG-95XLN  
 RTG20236D for RTG-95XLP

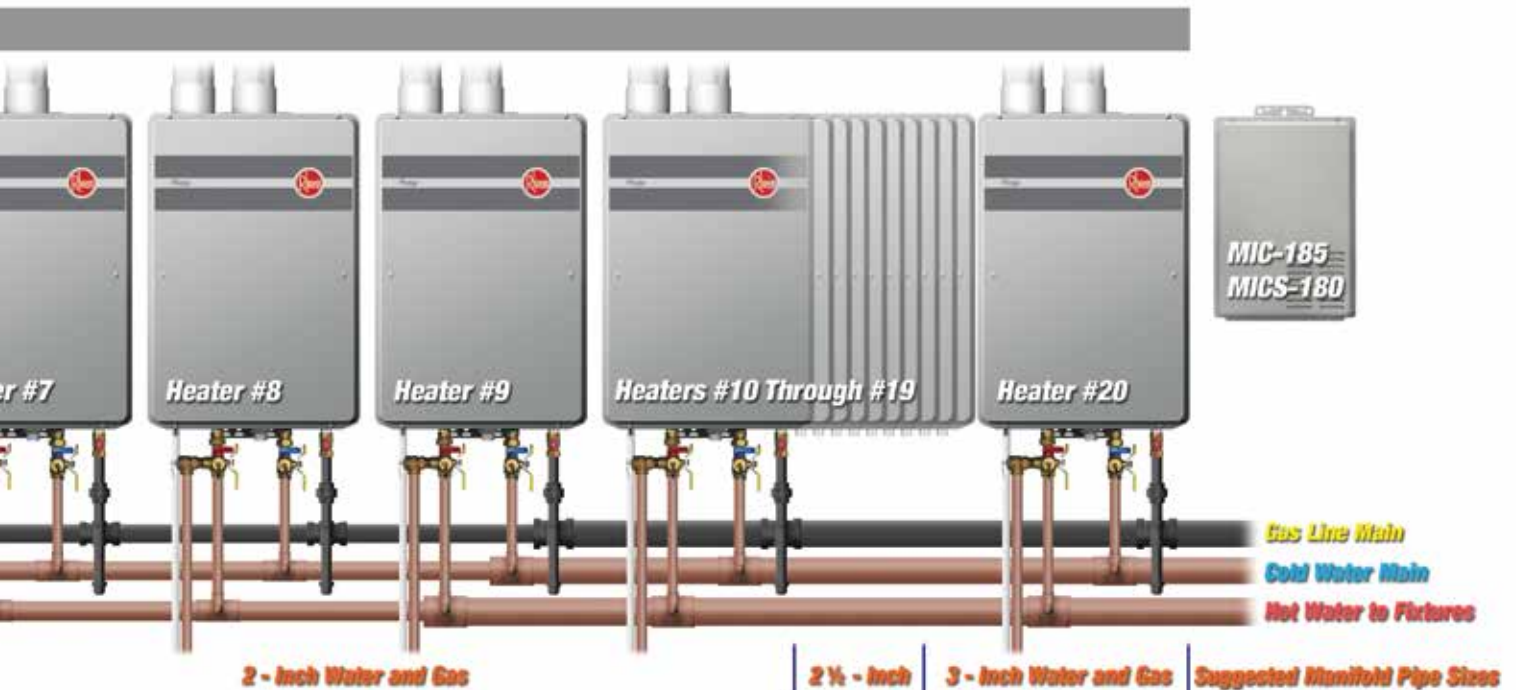
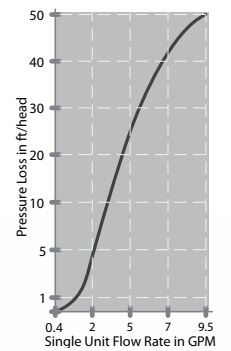
### RTG-84 Upgrade Kits

RTG20237A for RTG-84DVLN  
 RTG20237B for RTG-84DVLP  
 RTG20237C for RTG-84XLN  
 RTG20237D for RTG-84XLP

## Tankless Multi-Unit Flow Rate Curve



## Tankless Head Curve



# Recirculation Option - Direct Return

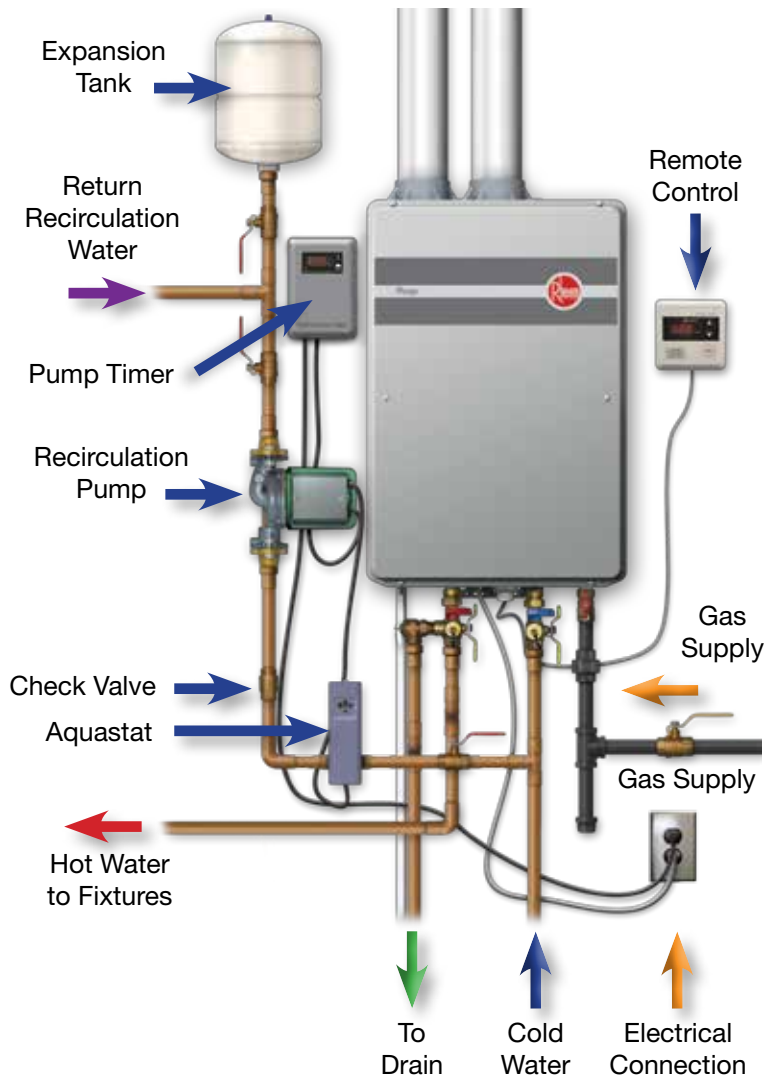
With the Rheem tankless you can supply a hot water recirculation system with the heater or system of heaters, without having to use a sacrificial unit or separate storage tank.

To operate this type of system without impacting the warranty coverage, the system must include a timer and aquastat that controls the pumps cycle time.

The aquastat should be installed in the return recirculation line and set at a minimum of 10° F below the thermostat setting of the water heater. The timer should be set to turn the pump off during off-peak times when hot water usage is not expected.

The pump should be sized to accommodate 5 GPM of flow rate at 25 ft. of head pressure plus the building head.

The timer and aquastat will turn the pump on, pushing water through the tankless unit where it is heated and passed through the hot water loop around the building. When the temperature of the return water reaches the set point of the aquastat the pump will shut off.



## Tankless Manifold Pipe Sizing

Number of Units	1	2	3	4	5	6	7	8	9	10	11	12	13	14	15	16	17	18	19	20
Cold Water - Manifold Header Size (inches)*	¾	1	1	1¼	1½	1½	2	2	2	2	2	2	2½	2½	2½	2½	3	3	3	3
Hot Water - Manifold Header Size (inches)*	¾	1	1	1¼	1½	1½	2	2	2	2	2	2	2½	2½	2½	2½	3	3	3	3
Natural Gas - Manifold Header Size (inches)†	¾	1	1¼	1¼	1¼	1½	1½	2	2	2	2½	2½	2½	2½	2½	3	3	3	3	3
Max System GPM**	9.5	19	28	38	47	57	66	76	85	95	104	114	123	133	142	152	161	171	180	190
Max System MBTU‡	199	399	599	799	999	1199	1399	1599	1799	1999	2198	2398	2598	2798	2998	3198	3398	3598	3798	3998
Manifold Accessories Needed																				
	EZ-Link Cable																			
	MIC-6 Controller																			
MIC-Q Cables	Inc	Inc	1	2	3	4														
	MIC-185 Controller with MIC-180 Expansion Card																			
MIC-K Cables	1	2	3	4	5	6	7	8	9	10	11	12	13	14	15	16	17	18	19	20



The new degree of comfort.™



Commercial Gas  
Tankless Water Heaters

## H<sub>2</sub>AC™ Rooftop Unit Featuring eSync™ Integration Technology

The new Integrated Air and Water System is the first and only system of its kind, and it's available exclusively from Rheem. Rheem's proprietary eSync Integration Technology brings a new level of savings and efficiency to full-service restaurants by using heat that is normally rejected into the atmosphere to heat water for the restaurant. With the highly efficient Integrated Air and Water System, you will experience:

- Lowest cooling and water heating operational costs available
- Up to 50% savings on your annual water heating costs
- Up to 20% savings on your annual energy costs
- Less than a two-year payback
- Reduced energy footprint
- A system that contributes to your environmental initiatives
- A one-source provider for air and water solutions
- Trusted Rheem quality and reliability



**Rheem provides a full line of commercial product solutions for any application.**



**EZ·SPEC**  
Rheem Tankless Sizing Software

**The quick, easy and accurate way to size tankless water heaters** with only a few clicks you will know exactly what is required for a project and have a professional looking report to share with clients.

*In keeping with its policy of continuous progress and product improvement, Rheem reserves the right to make changes without notice.*

Rheem Water Heating • 101 Bell Road  
Montgomery, Alabama 36117-4305 • 1.800.621.5622

Rheem Canada Ltd./Ltée • 125 Edgeware Road, Unit 1  
Brampton, Ontario L6Y 0P5 • 1.800.268.6966



INTEGRATED AIR & WATER

Rheem.com

PRINTED IN U.S.A. 03/13 WP FORM NO. RR106 Rev. 12