







9" | Band Saw



-  Powerful 2.5 Amp induction motor
-  Cast aluminum work table
-  Maximum cut thickness: 3.5 inch (89 mm)
-  Quick and easy blade change

- Designed for wood cutting
- Flexible LED work light
- Removable safety on/off switch
- Induction motor
- Cast aluminum frame, plastic access door
- Includes rip fence and miter gauge
- Table size: 11-7/8" square (300 mm)
 - Table tilts 0° - 45°
 - Blade length: 59-1/2" (1511 mm)
- 9" Throat (229 mm)
- No load speed: 800 m/min
- 120 V ~ 60 Hz
- 230 Watt motor
- CSA certified
- Color packaging with dual languages (English & French)



Model #	UPC Code	Weight	Package Dimensions Width x Depth x Height	Cube	Container Qty.
BS5105 9 Inch Band Saw	857647005055	Gross: 35 lb. Net: 30 lb.	16.5" x 11" x 31" 415 x 285 x 790 mm	3.3 cu. ft	299 pc / 20 ft 643 pc / 40 ft 688 pc / 40 ft High Cube